

Air Quality July Report

Volume 2, Number 7

Published Monthly by the Air Quality Program

Contact Information.....	2
Control Strategies Report.....	3
Recent Air Quality Data.....	5
Permitting Report.....	8
Vehicle Pollution Management Report.....	9
Enforcement and Compliance Report.....	10



**ONE
ALBUQUE
RQUE**



Contact Information

Air Quality Program Information

City of Albuquerque Environmental Health
Department Director - (505) 768-2712

Ambient Air Monitoring (505) 768-1966

- National Ambient Air Quality Standards

Enforcement and Compliance - (505) 768-1972

- Facility Inspections
- Fugitive Dust Control Permit Applications
- Asbestos Abatement Notifications
- Woodburning Exemptions

Permitting - (505) 768-1948

- Review of Permit Applications for Major and Minor Sources
- Air Dispersion Modeling
- Open Burn Permits
- Issuance of Health Alerts (smoke, dust, and ozone)
- Weather Forecasting for Special Events (i.e. Balloon Fiesta and Senior Olympics)

Control Strategies - (505) 768-2660

- Air Quality Planning
- Air Quality Regulation Development
- State Implementation Plan Development
- Air Quality Control Board Support

Quality Assurance - (505) 768-1966

- Reporting to EPA
- Review & Data Validation
- Air Quality & Seasonal Pollen Trends Analysis

Vehicle Pollution Management - (505) 764-1110

- Vehicle Emissions Testing
- Station Certification
- Inspector Training
- Failed Test Resource Center
- Smoking Vehicles

Public Health Initiatives—311

- Air Quality Complaints
- Outdoor Air Quality

Albuquerque-Bernalillo County Air Quality Control Board Members

Maxine Paul (City), Chair
Kitty Richards (County), Vice Chair
Judy Calman (County)
Dr. Elis Eberlein (City)
Dr. Joseph Galewsky (City)
Dr. Johnnye Lewis (County)
Dennis Armijo (City)

Board Contact Information

Anita SdeArmijo, Board Liaison
(505) 768-1915
airboard@cabq.gov

Control Strategies Report



Regulatory Updates

New Mexico Governor Michelle Lujan Grisham announced the state will seek to adopt the Advanced Clean Cars and Advanced Clean Trucks (Clean Cars II) rules first adopted in California, which will set statewide goals for selling new zero-emission cars and trucks in New Mexico. These new clean vehicle rules will complement the existing Clean Cars rule adopted by the Environment Improvement Board (EIB) and the Albuquerque-Bernalillo County Air Quality Control Board (AQCB) in 2022.

These new clean car rules will require auto manufacturers to make cars that sharply reduce emissions of nitrogen oxides and particulate matter from combustion engines, as well as increase access to cleaner zero-emission vehicles available on the market.

The press release from the Governor's Office mentioned that the rules will likely speed up investment in New Mexico's electric vehicle and clean hydrogen fueling infrastructure. The release also estimates the rules will collectively reduce over 76 million metric tons of carbon dioxide emissions when fully implemented.

The rules will apply only to automakers, not auto dealers or consumers. They also would not prohibit the sale or ownership of new or used gasoline-powered vehicles, as stated in the press release.

For more information about this announcement, please visit:

<https://www.env.nm.gov/transportation/>

<https://www.governor.state.nm.us/2023/07/03/gov-lujan-grisham-announces-state-will-enact-advanced-clean-car-rules-clean-truck-rules/>

Pending State Implementation Plan (SIP) Submittals

Since the June report, there has been no change in status regarding EHD's and NMED's pending good neighbor SIP certifications for the 2015 ozone NAAQS. EPA continues to evaluate these SIP submittals and has until June 1, 2024 to approve them or issue a federal implementation plan (FIP).

Upcoming SIP Submittals

Since the June report, there has been no change in status regarding EHD's and NMED's upcoming regional haze SIP submittals. EHD and NMED continue to work collaboratively on their respective regional haze SIP elements for the second planning period. Once submitted, EPA will have until September 29, 2024 to approve the plans or issue a FIP.

Control Strategies Report Continued

Other Upcoming Submittals

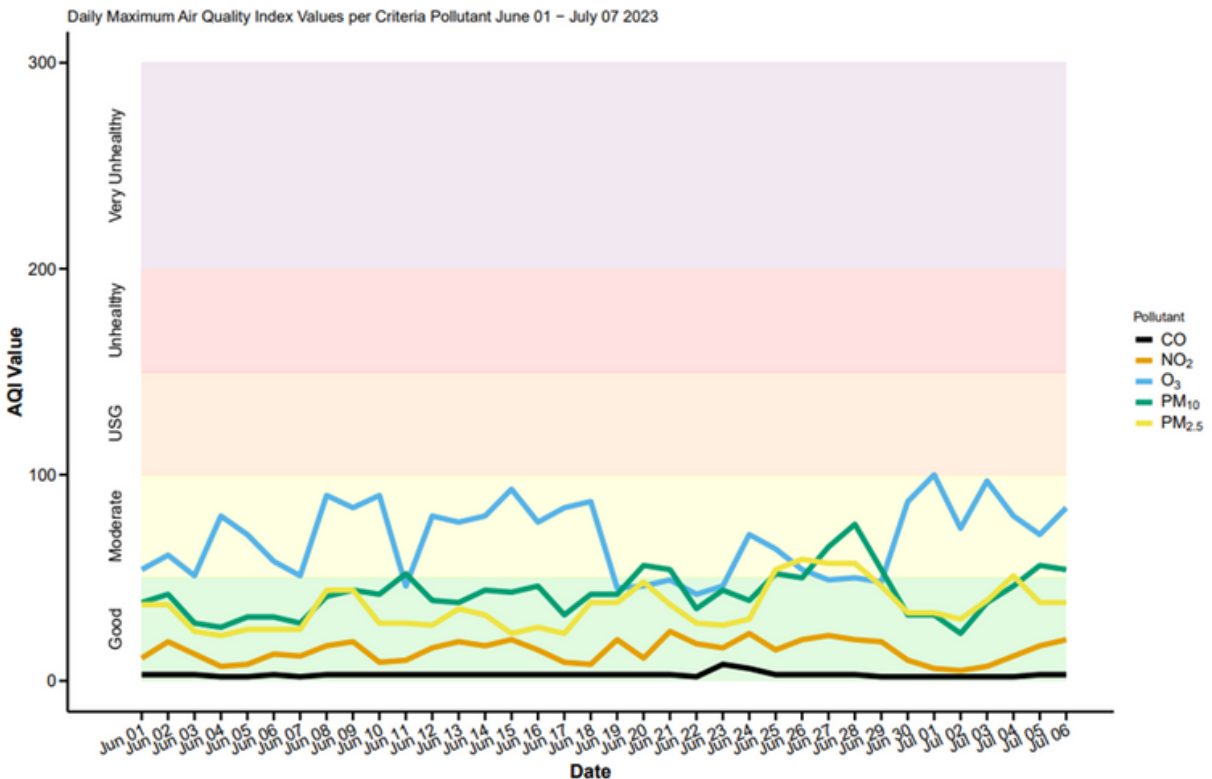
Since the June report, there has been no change in status regarding EHD's development of a mitigation plan for windblown dust pursuant to the 2016 Exceptional Events Rule. EHD has until May 2024 to submit its plan to EPA.

Recent Air Quality Data

Air Quality Index (AQI) values indicate how clean or polluted ambient air is. The higher the value, the greater the level of air pollution and the greater the health concern. “For each pollutant an AQI value of 100 generally corresponds to an ambient air concentration that equals the level of the short-term national ambient air quality standard for protection of public health.” [AirNow, Air Quality Index \(AQI\) Basics](#). This allows reporting on an easily understandable direct comparison measure for all pollutants instead of individually based on national ambient air quality standards, which have differing forms and averaging times.

The AQI in Bernalillo County is measured for five nationally regulated air pollutants: Carbon Monoxide (CO), Ozone (O₃), Nitrogen Dioxide (NO₂), Coarse Particulate Matter (PM₁₀), and Fine Particulate Matter (PM_{2.5}). [Learn more and see the Daily Air Quality Update](#).

Daily AQI Values for Individual Pollutants, June 1-July 6, 2023

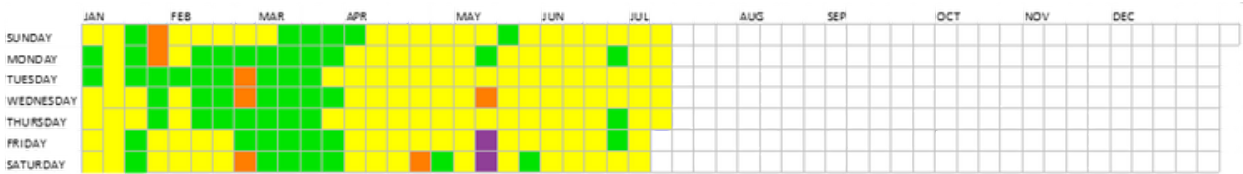


Recent Air Quality Data Continued



To put the recent AQI data shown in the graph above in a broader context, an AQI tile plot for calendar year 2023 is provided below. Each tile (square) in the plot represents one day of the year and is color-coded based on that day's highest daily AQI value for all pollutants, at all monitoring stations. AQI values in the good (green) and moderate (yellow) categories are below the national ambient air quality standards and generally considered satisfactory. Beneath the plot is a summary of the number of days that the highest daily AQI value was in each of the six AQI categories.

Highest Daily AQI Values, 2023



AQI Category	# Days (Year to Date)
Good (AQI <= 50)	55
Moderate (AQI = 51-100)	123
Unhealthy for Sensitive Groups (AQI = 101-150)	7
Unhealthy (AQI = 151-200)	0
Very Unhealthy (AQI = 201-300)	2
Hazardous (AQI >300)	0

It is important to recognize that air quality changes not just from day to day but from hour to hour, and short-term spikes in pollutant concentrations sometimes occur that are not visible in the daily AQI values shown in the graph and tile plot above. For example, during the spring months, high wind events can cause short-term spikes in PM10 (coarse particulate pollution) due to windblown dust. An interactive map showing current air quality at all local ambient air monitoring stations is provided on [EHD's Air Quality Monitoring web page](#). Current air quality for the Albuquerque area is also available on [EPA's AirNow website](#), and in the free AirNow mobile app for both [Apple](#) and [Android](#) devices.

Recent Air Quality Data Continued

Health Alerts Issued

The Air Quality Program issued one health alert for particulate matter during the month of April. Opt-in for real time health alerts via text message by texting “ABQHEALTH” to the number 226787 to opt into the English language list, or “ABQSALUD” to opt into the Spanish language list. These lists are intended for general health alerts that may affect the entire community, at a high priority level, including high levels of air pollutants, including smoke, blowing dust, and ozone.

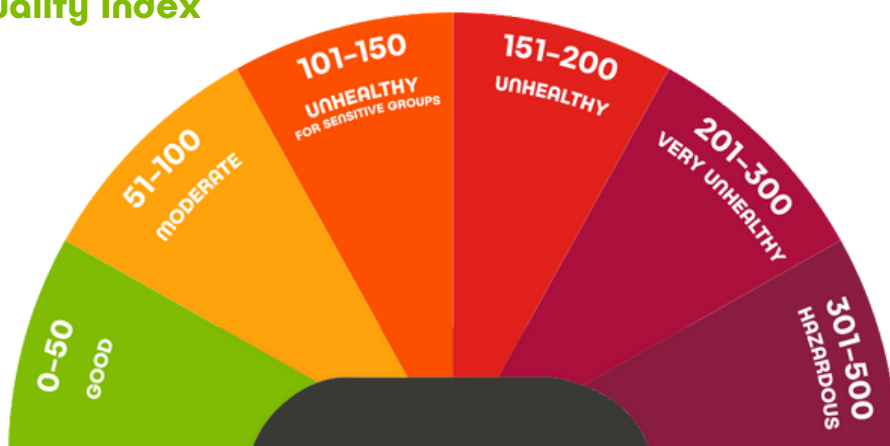
DART (Data Acquisition in Real Time) Monitoring

EHD recently received a report from EPA on the DART monitoring trial conducted by EHD, EPA, and NMED last year. EHD will provide an update in a future Air Quality Program Report.

Mobile Air Quality Monitoring Trailer

EHD’s mobile monitoring trailer, currently parked in the San Jose neighborhood, is fully online and monitoring for Volatile Organic Compounds (VOC)’s, criteria pollutants, and organic black, brown, and total carbon. EHD continues to evaluate how to make the data from the trailer publicly available. The quantity of raw data makes it difficult to present in a comprehensive and meaningful way, especially for the VOC data. Once EHD determines how best to provide the data, it will provide an update in a future Air Quality Program Report. [Learn more about the trailer and why it is located in the San Jose neighborhood.](#)

Air Quality Index



Air Quality Permitting Report

Links to pending applications for new or modified stationary sources of air pollution and a list of applications under preliminary review and not yet deemed administratively complete are available [here](#).

Sign up to receive public notices regarding pending applications for construction and/or operating permits by electronic mail [here](#).

Permit Applications Received

The Permitting Division received the following applications as of May 31, 2023 that are subject to 20.11.39 NMAC for Permit Waivers and Air Quality Notifications, and public notice as stated in 20.11.41.14.B.(3) NMAC for Air Quality Construction Permits, and 20.11.42.13.B.(1) NMAC for Title V Operating Permits:

- 3500-AQN01 – Latin Corner Food Mart
- 1730-M3-4TR – ABB Installation
- 1881-M1 – UNM
- 0624-M1 – UNM
- 1980-M2 – UNM
- 0917-M7 – Lovelace Biomedical Research
- 3501 – Base Defense Operations Center
- 3502-AQN01 – Western Command Vehicle Maintenance
- 2006-1AR – Crash Champions
- 1801-M2 – UNM Steam Plant

Update on Certain Applications Under Review

NuStar Energy (#0500-M4)

The permit application was deemed administratively complete. The public comment period is June 7, 2023 to July 7, 2023. The Permitting Division is working on the technical documents for this application.

Update on Title V Draft Permit under Public Comment:

GCC Rio Grande Portland Cement (#0552-RN2)

The public comment period for the Title V Draft Permit is June 9, 2023 to July 9, 2023. EPA's review period ends on August 14, 2023.

Permits Issues This Month

- 0537-M1-RN1-1AR – City of Albuquerque Cerro Colorado Landfill

Vehicle Pollution Management Report

Program Operations:

The Vehicle Pollution Management Division (VPMD) is responsible for the Vehicle Emissions Inspection and Maintenance Program for the Bernalillo County area. For calendar year 2023 through the end of May 2023, our program has conducted 87,013 vehicle emissions inspections, VPMD's failed test resource center has performed 2,665 retests of certified failed tests, and our training program has certified 157 new and recertifying emissions inspectors.



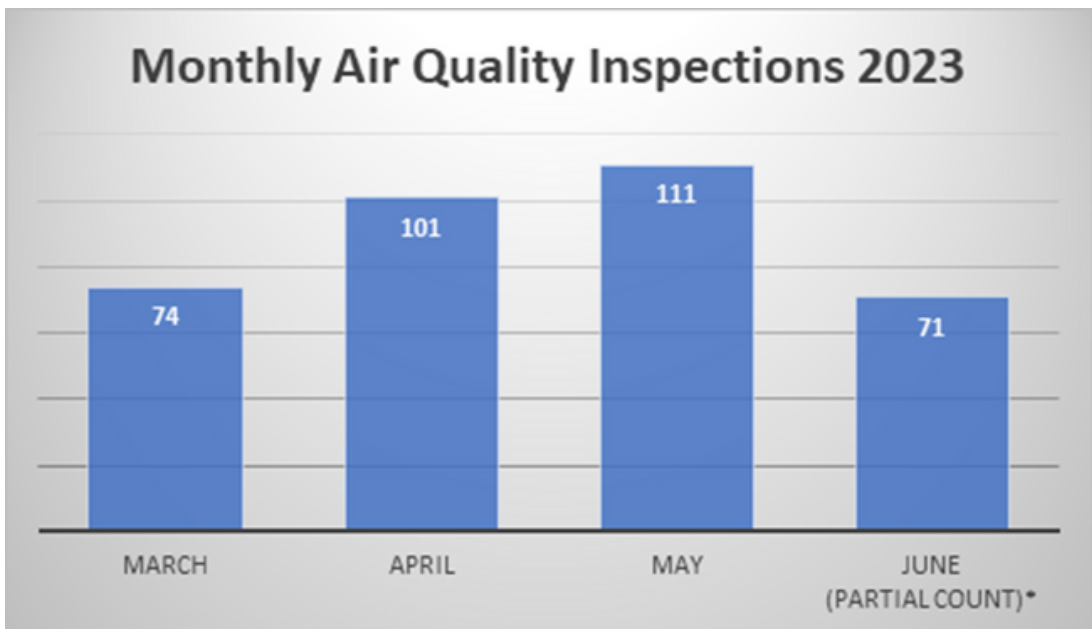
Enforcement and Compliance Report



In the past month, the Air Quality Program issued one Notice of Violation (NOV). The Program did not settle any NOVs during the past month.

Below is a graph showing the number of inspections performed over the past 4 months. Additional information regarding what sites were inspected and when, can be found [here](#).

Search inspection records by facility name or address [here](#).



*In order to provide the Air Program Report to the Air Board a week in advance of its monthly meeting, the Program must begin compiling the data and drafting the report before the preceding month has ended. As a result, the number of inspections shown for June is only a partial count and does not include inspections performed at or near the end of the month. A complete tally of July inspections will be provided in next month's Air Program Report.